PARETE ATTREZZATA MULTIFUNZIONE
MOD. LIPARI CODE 100-PALI
Dimensioni: cm L. 22 x H 150

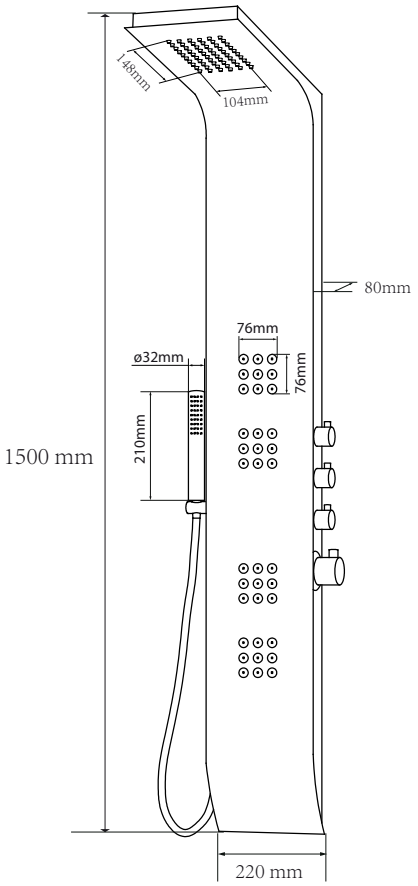

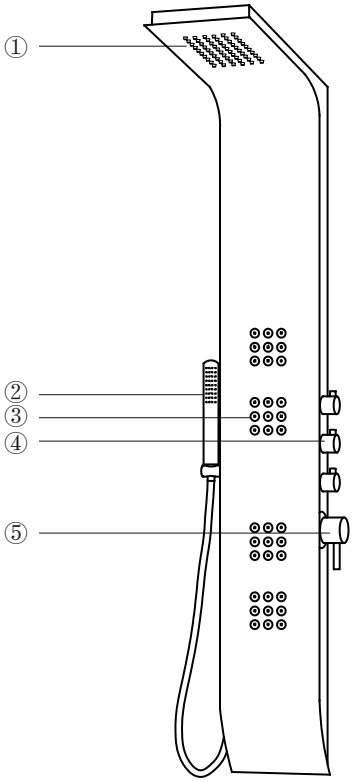

Funzioni (fig.1)

1.Soffione
2.Doccetta
3.Getti
4.Deviatore
5.Rubinetto

Installazione(fig.2&3)

Note:Prima di forare verificare che non ci siano cavi elettrici e tubature sottotraccia

1.Forare(ø6mm)

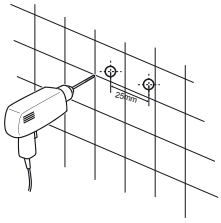

2.Inserire i tasselli

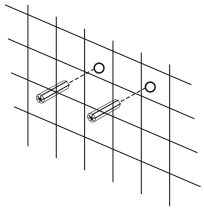

3.Fissare la staffa con le vite ai tasselli

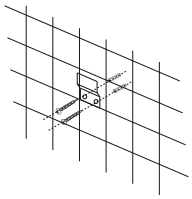

fig. 2

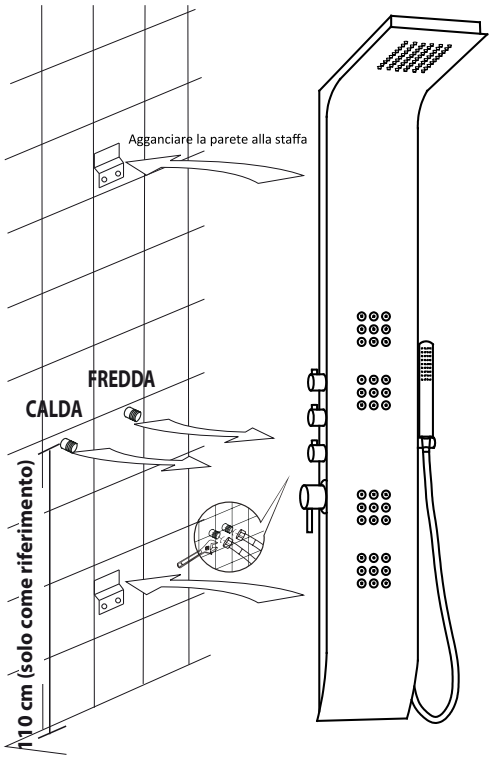

fig. 3

NOTA BENE:
il collegamento alla rete idrica viene affettuato tramite due flessibili di 40 cm in dotazione.